



Living in Delaware With HIV

Delaware data through 06/30/2021

Exposure Category	Living in DE With HIV (All Stages)	
	Number	Percent
Gender		
Male	2584	71.2%
Female	1046	28.8%
Total	3630	100.0%
Residence		
Kent County	510	14.0%
New Castle County	2267	62.5%
Wilmington Metro Area	1292	35.6%
Outside Wilmington Metro Area	975	26.9%
Sussex County	836	23.0%
Unknown	17	0.5%
Total	3630	100.0%
Age at Diagnoses		
<13	44	1.2%
13-19	141	3.9%
20-29	1003	27.6%
30-39	1188	32.7%
40-49	817	22.5%
50+	437	12.0%
Total	3630	100.0%
Race/Ethnicity		
Hispanic - All races	310	8.5%
White	1127	31.0%
Black	2092	57.6%
Other ²	101	2.8%
Total	3630	100.0%
Mode of Exposure in Adult Cases		
MSM	1496	41.2%
IDU	534	14.7%
MSM/IDU	159	4.4%
Heterosexual contact w/IDU	186	5.1%
Heterosexual contact	1021	28.1%
Transfusion/transplant recipient	4	0.1%
Risk not reported/other	186	5.1%
Pediatric Exposure	44	1.2%
Total	3630	100.0%
Mode of Exposure in Pediatric³ Cases		
Mother with/at risk for infection	35	79.5%
Receipt of blood transfusion or tissue	0	0.0%
Hemophilia/Coagulation Disorder	1	2.3%
Other/risk not reported	8	18.2%
Total	44	100.0%

¹Living" data includes anyone living in Delaware with HIV regardless of current stage

²Other includes Asian, Pacific Islander, American Indian, Alaskan Native or Multi-racial.

³ Pediatric cases are individuals <13 years of age.

Approximately 24% of HIVdiagnosed persons living in Delaware were initially diagnosed in another state and moved to Delaware after diagnoses.

Note: A clients original HIV disease diagnosis date is based on the first known date of HIV infection regardless of which HIV stage that person was in at that time.

Eight Year History of New Infections (DE Cases)

2014	2015	2016	2017	2018	2019	2020	2021*
117	106	115	124	92	93	92	41

*So Far This Year

New Infection = Year in which HIV infection was first diagnosed

Previous Year at This Time 52

Current Prevalence Rate (per 100,000) 371.25

Top HIV Exposure Risk Groups for 2021 Thus Far

Exposure Risk	#	%
MSM	23	56%
Hetero	5	12%
IDU	4	10%
Other/Unknown	9	22%



Total HIV Diagnosed Since 1981

Gender			
Male		4572	72.1%
Female		1769	27.9%
Total		6341	100%
Residence			
Kent County		748	11.8%
New Castle County		4632	73.0%
Wilmington Metro Area	2931	46.2%	
Outside Wilmington Metro Area	1701	26.8%	
Sussex County		961	15.2%
Unknown		0	0.0%
Total		6341	100%
Age at Diagnoses			
<13		54	0.9%
13-19		178	2.8%
20-29		1528	24.1%
30-39		2245	35.4%
40-49		1519	24.0%
50+		817	12.9%
Total		6341	100%
Race/Ethnicity			
Hispanic - All races		412	6.5%
White		1735	27.4%
Black		4109	64.8%
Other		85	1.3%
Total		6341	100%
Mode of Exposure in Adult Cases			
MSM		2128	33.6%
IDU		1839	29.0%
MSM/IDU		332	5.2%
Heterosexual contact w/IDU		420	6.6%
Heterosexual contact		1358	21.4%
Transfusion/transplant recipient		21	0.3%
Risk not reported/other		189	3.0%
Pediatric Exposure		54	0.9%
Total		6341	100%
Mode of Exposure in Pediatric Cases			
Mother with/at risk for infection		49	90.7%
Receipt of blood transfusion or tissue		1	1.9%
Hemophilia/Coagulation Disorder		1	1.9%
Other/risk not reported		3	5.6%
Total		54	100%

Note: This data includes only those people who were residents of Delaware at time of HIV diagnosis.



Total Stage 3 HIV (AIDS) Diagnosed Since 1981

Gender

Male	1318	27.8%
Female	3422	72.2%
Total	4740	100%

Residence

Kent County	527	11.1%
New Castle County	3523	74.3%
Wilmington Metro Area	2292	48.4%
Outside Wilmington Metro Area	1231	26.0%
Sussex County	690	14.6%
Unknown	0	0.0%
Total	4740	100%

Age at Diagnoses

<13	31	0.7%
13-19	36	0.8%
20-29	648	13.7%
30-39	1744	36.8%
40-49	1480	31.2%
50+	801	16.9%
Total	4740	100%

Race/Ethnicity

Hispanic - All races	281	5.9%
White	1263	26.6%
Black	3146	66.4%
Other	50	1.1%
Total	4740	100%

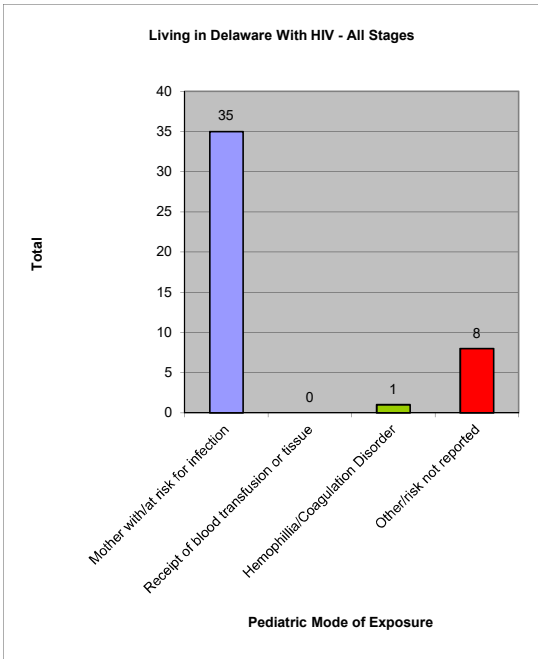
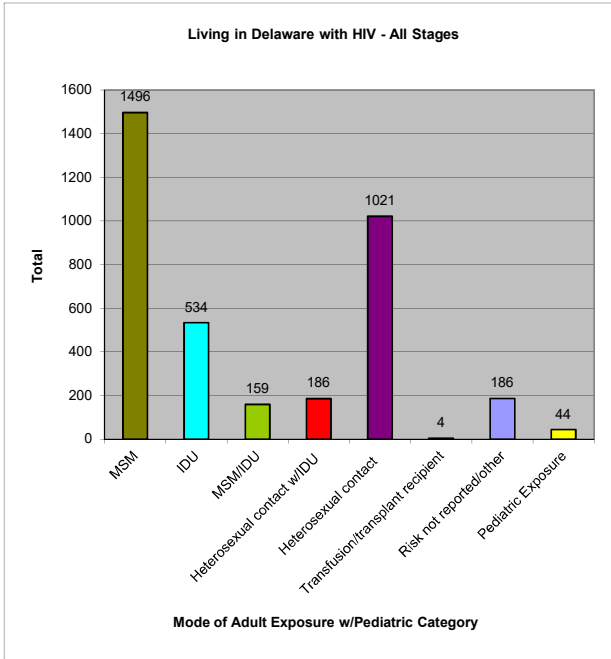
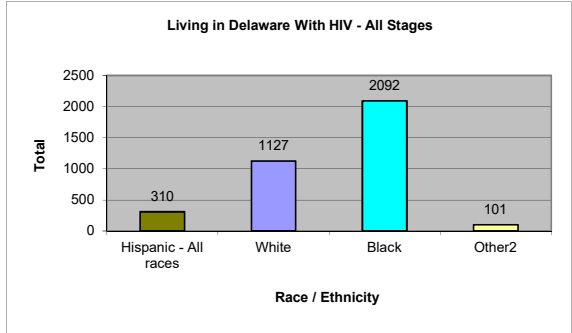
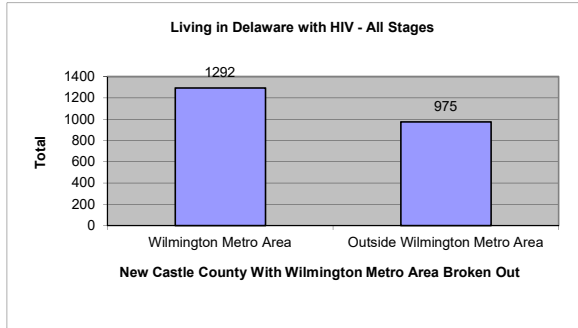
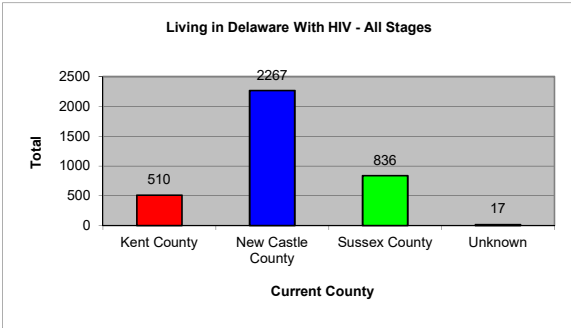
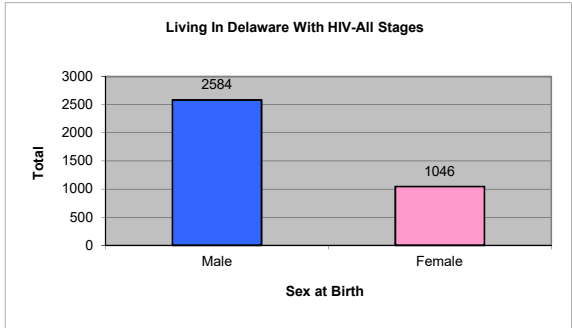
Mode of Exposure in Adult Cases

MSM	1476	31.1%
IDU	1587	33.5%
MSM/IDU	266	5.6%
Heterosexual contact w/IDU	372	7.8%
Heterosexual contact	858	18.1%
Transfusion/transplant recipient	18	0.4%
Risk not reported/other	111	2.3%
Pediatric Exposure	52	1.1%
Total	4740	100%

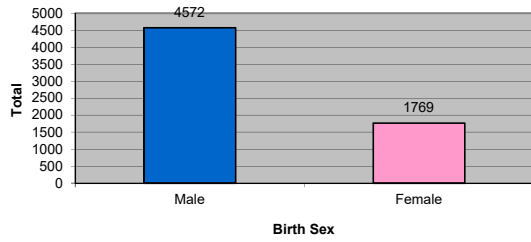
Mode of Exposure in Pediatric Cases

Mother with/at risk for infection	47	90.4%
Receipt of blood transfusion or tissue	1	1.9%
Hemophilia/Coagulation Disorder	1	1.9%
Other/risk not reported	3	5.8%
Total	52	100%

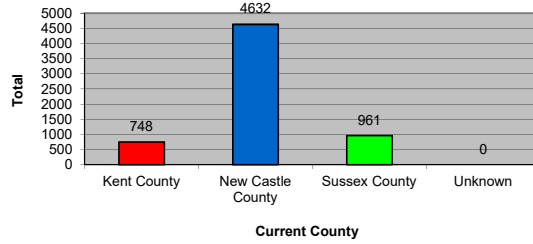
Note: This data includes only those persons who were residents of Delaware at time of Stage 3 HIV (AIDS) diagnosis and fit into the category of **ever** receiving a Stage 3 HIV (AIDS) diagnoses



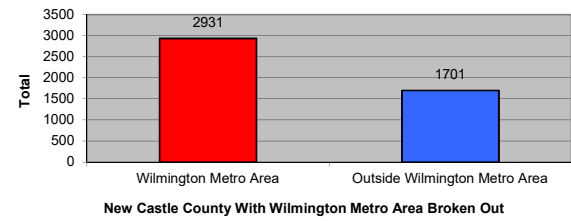
Total Diagnosed Delaware HIV Cases Since 1981



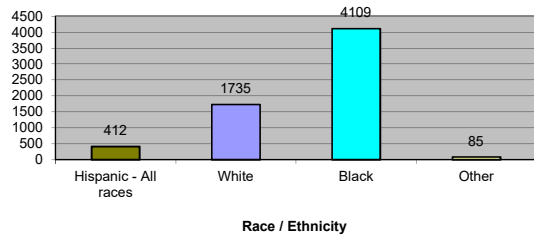
Total Diagnosed Delaware HIV Cases Since 1981



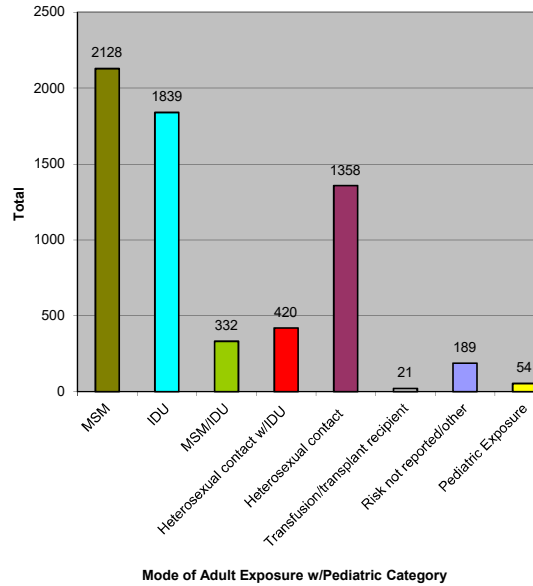
Total Diagnosed Delaware HIV Cases Since 1981



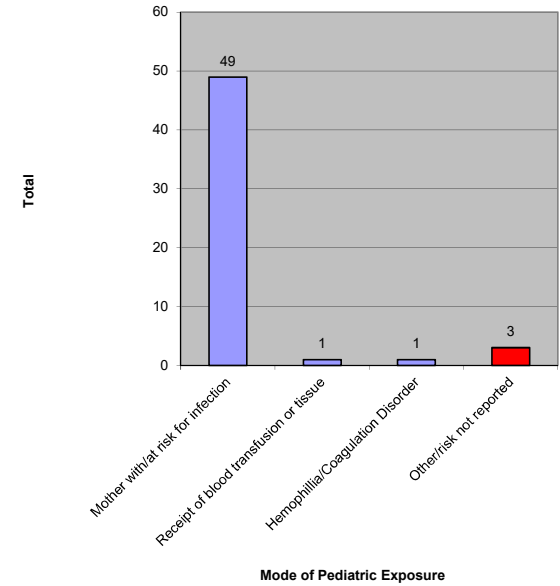
Total Diagnosed Delaware HIV Cases Since 1981



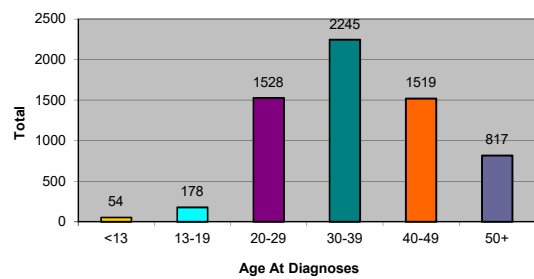
Total Diagnosed Delaware HIV Cases Since 1981



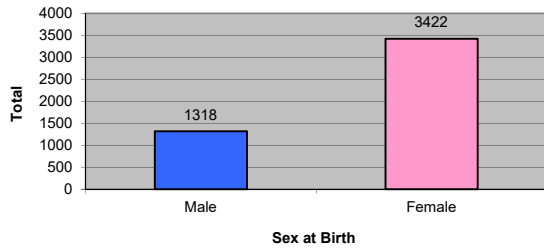
Total Diagnosed Delaware HIV Cases Since 1981



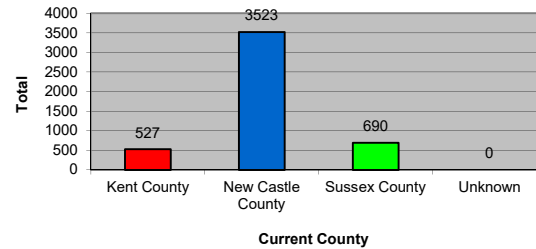
Total Diagnosed Delaware HIV Cases Since 1981



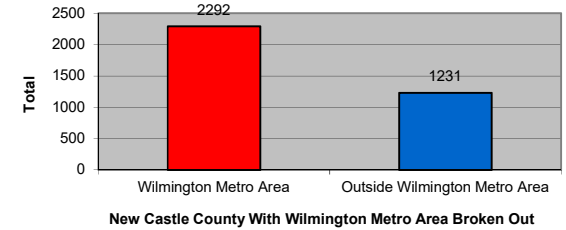
Total Diagnosed Delaware Stage 3 HIV (AIDS) Cases Since 1981



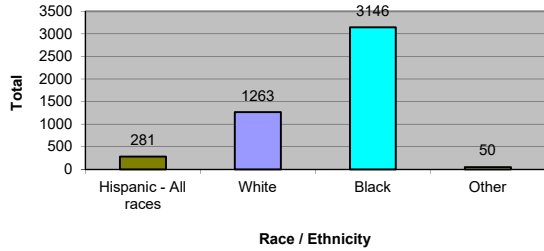
Total Diagnosed Delaware Stage 3 HIV (AIDS) Cases Since 1981



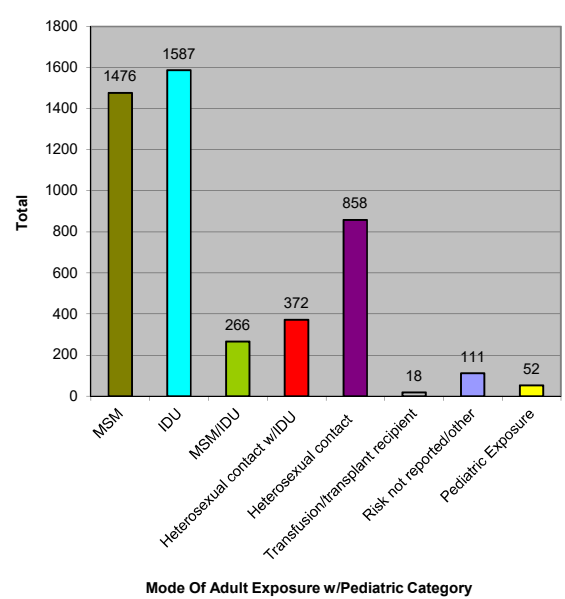
Total Diagnosed Delaware Stage 3 HIV (AIDS) Cases Since 1981



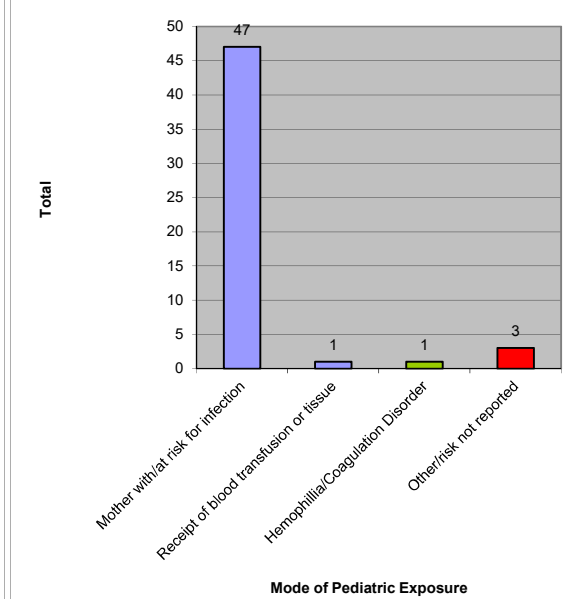
Total Diagnosed Delaware Stage 3 HIV (AIDS) Cases Since 1981



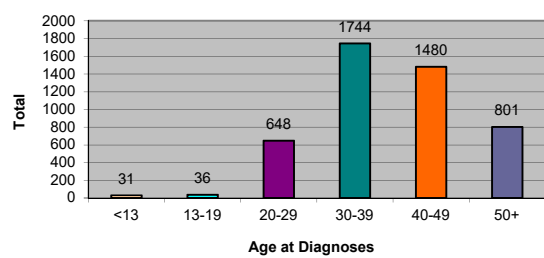
Total Diagnosed Delaware Stage 3 HIV (AIDS) Cases Since 1981



Total Diagnosed Delaware Stage 3 HIV (AIDS) Cases Since 1981

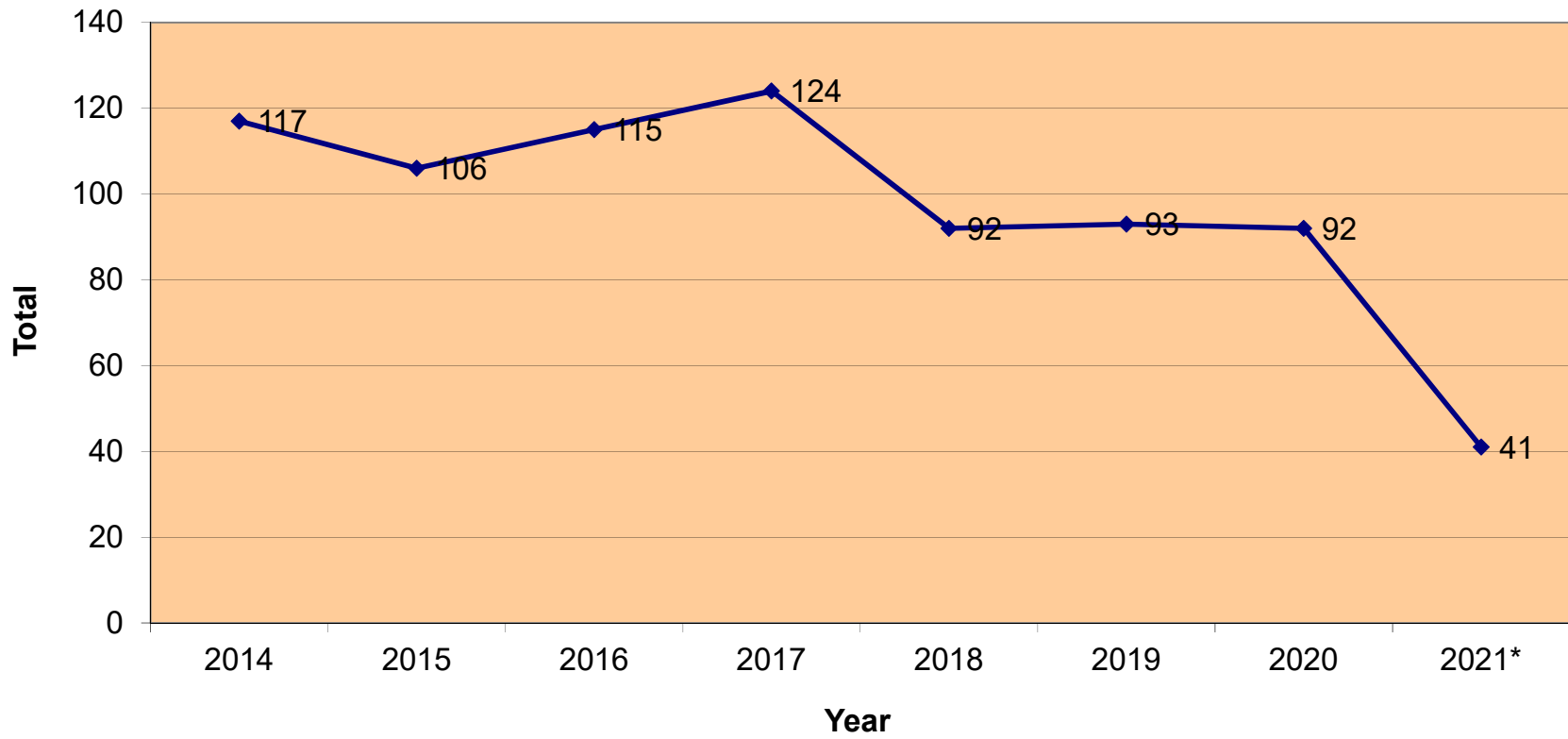


Total Diagnosed Delaware Stage 3 HIV (AIDS) Cases Since 1981



*So far in current year

New HIV Infections Per Year (An Eight Year History)



Summary Sheet for Communicable Disease Quarterly Report

	#	
Total Persons Living in Delaware with HIV	3630	
Total Persons Diagnosed with HIV in Delaware (Since 1981)	6341	
Total Persons Diagnosed with Stage 3 HIV (AIDS) in Delaware (Since 1981)	4740	
Total New Positives for Delaware in the Current Year	41	
Total New Positives at This Time Last Year	52	
Current Prevalence Rate	371.249	
Top Exposure Risk for Current Year		
	#	%
MSM	23	56%
Heterosexual	5	12%
IDU	4	10%
Other (includes risk not reported or identified)	9	22%